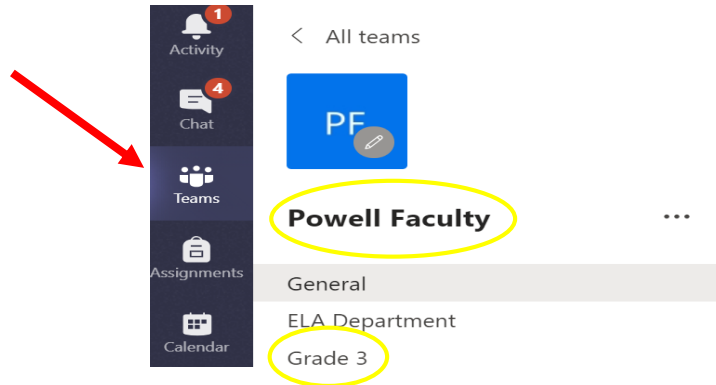
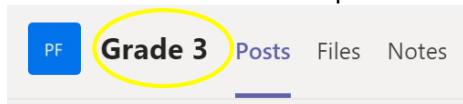


## How to join and participate in a breakout room then rejoin the general session:

To join a breakout room – do not hang up from the general session- just simply go to Teams. Then choose your Team and your breakout Channel – for this example we will choose Grade 3 Breakout (Channel)



Each breakout room has its own set of tabs across the top.




You can have conversations, chat, and add files that will be seen by the people in that group.

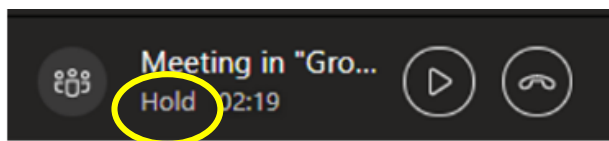
When joining a breakout room, you will want to meet virtually by using the **Meet Now**.



**The first person in or the leader of the Breakout room should click on the Meet Now icon at the bottom of the screen. All other members will choose join.**



Once you begin to meet in the breakout room you will see that Teams has put you on hold for the General Session.



To exit the breakout room, click on the red phone icon. You will be given the option to rejoin the general session.

